



HITACHI
Inspire the Next



Choosing The Right Coding
Equipment Solution

Webinar Aide



HITACHI
Ink Jet Printer

3 Steps When Choosing Right Coding Solution

STEP 1

Get Your Data Ready
Understand your equipment performance to maximize efficiency by gathering data.



STEP 2

Decide On The Solution
Pick the solution that works for your packaging and production lines.








STEP 3

Make An Accurate Comparison
Ask vendors for a TCO analysis to compare solutions accurately and equally.



Choosing The Right Coding Solution

Digital Coding Print Technology Types

Continuous Inkjet CIJ		Most Versatile Form of Data Coding
Thermal Transfer Over Printing TTO		Highest Quality On Film
Thermal Inkjet TIJ		High Quality Codes For Traceability
Laser Marking LASER		Permanent Mark Without Fluids/ Solvents
Print & Apply Labeling Machinery PALM		Allows Customization of Packaging Information

Hitachi's Knowledge Is Always There To Help You Succeed

If you missed our webinar, Choosing The Right Coding Equipment Solution For Your Production Line, you can watch it on demand here.

Hitachi Industrial Equipment & Solutions America, LLC
Marking & Coding Solutions

www.hitachi-iesa.com/marking

+1 866 583 0048

Marking.Info@hitachi-iesa.com



US-Webinar Asset - 4/21 - ENGLISH